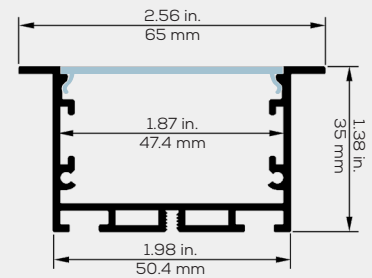


5032 PROFILE

Recessed Series



DIMENSIONS



SHED LIGHT WITH A BOLD LINEAR PROFILE








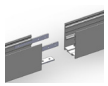











This profile maximizes illumination and provides sufficient task lighting even when recessed in very high ceilings.

FEATURES

- Compatible with LED engines up to 42mm wide.
- The opaque lens provides uniform light without hot spots.
- Custom length by sections of 8 to 196 inches.
- Constructed from high-grade 6063-T5 aluminum alloy for heat dissipation.
- This optimal heat dissipation maximizes the lifespan of the LEDs.
- The PMMA lens has high transmittance and resistance to discoloration.
- Designed to meet North-American woodworking standards.












5032 PROFILE ORDERING SHEET

PROFILE	LENS	LENGTH	LIGHT	USAGE	DRIVER	MOUNT	PARTS
 <p>▶ 5032 - Silver</p>	 <p>▶ O - Opaque Lens</p>	 <p>Custom length in segments of 8 to 196 inches.</p>	<p>1,520lm 11W/ft</p> <p>▶ 27 - 2700K</p> <p>▶ 30 - 3000K</p> <p>▶ 40 - 4000K</p> <p>▶ 50 - 5000K</p> <p>▶ 60 - 6000K</p> <p>730lm 8.6W/ft</p> <p>▶ CCT - 2700-6500K</p> <p>▶ RGB - RGB</p>	<p>▶ IP20 - Dry Areas</p> <p>▶ IP68 - Wet Areas</p>	 <p>▶ 30W AC120-277V</p>  <p>▶ 60W AC120-277V</p>  <p>▶ 96W AC120-277V</p> <p>5-in-1 dimming TRIAC, 0-10V, 1-10V, PWM, Potentiometer</p>	 <p>▶ B - Spring Clip Set</p>	 <p>▶ Z - 180° Connector</p>
 <p>▶ RAL № - Any Color Custom powder coating</p>	 <p>▶ F - Frosted Lens</p>						
	 <p>▶ C - Clear Lens</p>						
 <p>PROFILE</p>	 <p>LENS</p>	 <p>LENGTH</p>	 <p>LIGHT</p>	 <p>USAGE</p>	 <p>DRIVER</p>	 <p>MOUNT</p>	 <p>PARTS</p>

Mark "N/A" to signify options you do not need.

ITEM CODES

- | | | |
|--|--|--|
|  12503 - Linear Extrusion |  40662-A - 30W Driver |  12503-B - Spring Clip Set |
|  12503-A - End Caps |  40662-B - 60W Driver | |
|  12503-D - Frosted Lens |  40662-C - 96W Driver | |
|  40662-F - CCT Remote |  12503-C - 180° Connectors | |

Draw your dream fixture below and let us make it a reality.

